

qvi25fb Gas FireBrick® Insert



QUADRA-FIRE®



Bi-fold Glass Doors

FireBrick® Technology from Quadra-Fire offers you a stunning new alternative for upgrading your existing fireplace. Utilizing a new patented process, the firebox and interior brick lining are molded from Firebrick material to capture that traditional wood fireplace look. This seamless firebox construction also allows us to use larger glass, giving you a better view into those soothing flames and logs. This quiet and durable material is extremely efficient. FireBrick pushes the heat into the room instead of absorbing and losing heat into the fireplace itself. Three front options are available in several finishes to help you complement your original fireplace and room décor. The model qvi25fb will operate during an electrical power outage and is the best choice for high efficiency and heat output in smaller fireplaces.



Standard Features

- 331 sq. in. of Viewing Glass
- High Efficiency Firebrick Firebox
- Six-Piece Glowing Log Set
- Inviting Fire with Glowing Coals
- Tapered Firebox
- Decorative Andirons
- Adjustable Flame
- Quiet Operation
- Limited Lifetime Warranty

PANEL SIZES	
Standard	40" x 28"
Large	40" x 32"


Options

- 3 Available Fronts:
Screen Only, Bi-fold Glass Door, Sun Prairie with Cabinet Doors
- 2 Panel Sizes
- Adjustable Hearth Support
- Variable Speed Blower (160 cfm)
IMPORTANT: Not to be used with Bi-fold Glass Door
- 3 Available Remote Controls including On/Off with Digital Thermostat Control
- 2 Wall Thermostats

Available Fronts



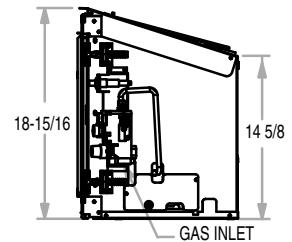
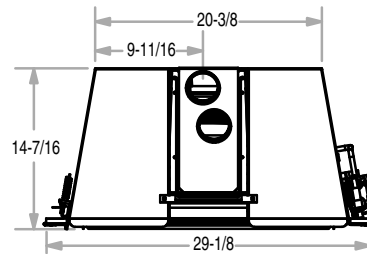
← Screen Only shown



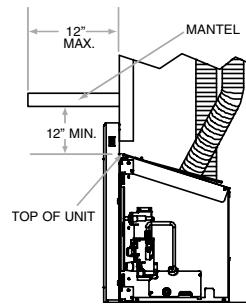
Sun Prairie with Cabinet Doors shown in Hammered Pewter. Also available in Black. →

Available From:

Dimensions



Clearances



MINIMUM FIREPLACE SIZE

Location	Inches	Millimeters
Front Width	30 7/8"	784
Rear Width	25 5/8"	651
Depth	15"	381
Height*	19 1/2"	495

*NOTE: If exhaust collar on insert and fireplace damper do not line up, add 4 inches (102mm) to minimum fireplace height for bends in vent pipe.

Technical Data

Width (front)29 1/8"
 Width (back).....20 3/8"
 Height (front).....18 15/16"
 Height (back)14 5/8"
 Depth14 7/16"

Shipping Weight.....99 lbs.
 Flue Size..Dual 3" Direct Vent
 Chimney Liner
 Bedroom Approved Yes

Performance

Heating Capacity.....Up to 1,500 sq. ft.*
 BTU Input NG21,800 - 29,650
 BTU Input LP16,000 - 27,000
 Efficiencyup to 80% NG / 81% LP

Canadian P4 Efficiencies: NG 58.67% / LP 55.8%

Quadra-Fire offers a Limited Lifetime Warranty on our gas heating appliances to the original purchaser for the lifetime of the appliance, to be free from defects in material and workmanship. See your authorized Quadra-Fire dealer for details.



IMPORTANT - READ BEFORE YOU INSTALL!

Refer to the Owner/Installation Manual for complete clearance requirements and specifications. The images and descriptions in this brochure are provided to assist you in product selection only.

*Heating capacity rating is to be used as a guideline only and may differ slightly due to climate, building construction and condition, amount and quality of insulation, location of the heater, and air movement in the room.

Visit our Website at www.quadrafire.com